

## Viewline Outside Temperature Gauges and Pyrometer

### Description

Indication of Outside and Exhaust gas temperature.



Picture: Pyrometer

### Features









- \_ LED illumination
- \_ Integrated Warning LED
- \_ Changeable bezels
- \_ Backlit technology
- \_ Antifog and splash protection
- \_ Panel and flush mount possibility

### Concept

Housing	Polycarbonat (PC)
Bezel	PC (black, white) or ABS (chrome); several colors and shapes (see table)
Lens	PMMA; double lens
Dial	backlit; different colors (black, white)
Pointer	backlit, white on black dials; red on white dials
Illumination	Dial: LED amber (605nm) Pointer: LED red (632nm)
Warning LED	red (632nm), only with optional PC Software adjustable
Mounting	Spinlock Nut; locking height 0.5mm – 20mm, Optional Studs and Bracket; locking height 2 – 15mm
Connection	8 pin MQS connector system
Sensor	Outside temperature: 323-809-010-005 C Pyrometer: N03-320-264, N03-320-266, N03-320-268

Technical Data		
Installation depth	50mm	
Installation diameter	52mm	
Deflection angle	240°	
Operating Voltage	8 – 32 Volt	
Accuracy	< 2.5 % of the full scale reading at 13.0 Volt	
Current consumption	< 140 mA, including Warning LED	
Operating temperature	-30°C to +80°C; plated bezels (chrome) -30°C to +70°C	
Storage temperature	-40°C to +80°C for 48h; plated bezels (chrome) -40°C to +70°C +90°C for 1h	
Temperature shock	Range Transformation time Retention time	-40°C to +85°C; plated bezels (chrome) -40°C to +70°C 10 seconds 2h
Climatic test	Range Rel. Humidity	+25°C to +55°C 95%
EMC in conformity with (Electromagnetic compatibility)	DIN_EN 61000-6-2 DIN_EN 61000-6-3 DIN_EN 61000-6-4	
Standards	CE ECE-R10	
Vibration	Sinus 2g; 10-500Hz; duration 16h Noise 3g; 10-1000Hz, duration 8h	
Mechanical shock	continuous Single shock Free fall	25g; 6ms; 1Hz 100g; 11ms 1m; 3 times
Chemical resistance against	<ul style="list-style-type: none"> <li>- preservative agent</li> <li>- preservative agent remover</li> <li>- cold cleaner</li> <li>- methylated spirit</li> <li>- interior cleaner</li> <li>- drinks containing caffeine and tannin</li> </ul>	
Nominal position	NL 0 to NL 85 (DIN16257)	
Protection class	according to IEC 60529 Front: IP67 (in nominal position) Rear: IP52 (in nominal position)	
Reverse polarity protection	yes, 5 minute	
Over voltage protection	yes, 1 minute	

## Available Gauges:

No. unpacked *	Dial color	Double scale	Measurement range	ISO Symbol	Voltage	Sensor	Double lens
<b>Outside temperature</b>							
A2C53210835	white	no	-25 to +50°	none	12/24 Volt	39kOhm	no
A2C53210836	white	no	-25 to +50°	none	12/24 Volt	39kOhm	yes
A2C53210838	black	no	-25 to +50°	none	12/24 Volt	39kOhm	no
A2C53210839	black	no	-25 to +50°	none	12/24 Volt	39kOhm	yes
A2C53210844	white	no	-10 to +120°F	none	12/24 Volt	39kOhm	yes
A2C53210842	white	no	-10 to +120°F	none	12/24 Volt	39kOhm	no
A2C53210846	black	no	-10 to +120°F	none	12/24 Volt	39kOhm	no
A2C53210847	black	no	-10 to +120°F	none	12/24 Volt	39kOhm	yes
<b>Exhaust gas temperature (Pyrometer)</b>							
A2C53210904	white	no	250 to 1650°F		12/24 Volt	37mV	no
A2C53210905	white	no	250 to 1650°F		12/24 Volt	37mV	yes
A2C53210906	black	no	250 to 1650°F		12/24 Volt	37mV	no
A2C53210907	black	no	250 to 1650°F		12/24 Volt	37mV	yes
A2C53210908	white	no	100 to 900°C		12/24 Volt	37mV	no
A2C53210909	white	no	100 to 900°C		12/24 Volt	37mV	yes
A2C53210910	black	no	100 to 900°C		12/24 Volt	37mV	no
A2C53210911	black	no	100 to 900°C		12/24 Volt	37mV	yes

\* "No. unpacked" is not a order number.

**Accessories:**

A2C59510854	VL Mounting Kit (studs and brackets) 52, 85, 110mm
A2C59510864	VL Mounting bracket flush mount
A2C53215640	VL Sealing Ring 52mm flush mount
A2C59510847	Bush housing, 8-pin
A2C53324664	Protective connector cap, 8-pin
Tyco No. 539635-1	Hand pliers
Tyco No. 539682-2	Tool for hand pliers.
Tyco No. 1355718-1	Single contacts 0.14 – 0.22 mm <sup>2</sup> tin plated
Tyco No. 963729-1	Single contacts 0.5 – 0.75 mm <sup>2</sup> tin plated
Tyco No. 1355717-1	Strip 0.14 – 0.22 mm <sup>2</sup> tin plated
Tyco No. 928999-1	Strip 0.25 – 0.5 mm <sup>2</sup> tin plated
Tyco No. 963715-1	Strip 0.5 – 0.75 mm <sup>2</sup> tin plated

**Bezels 52mm**

	<b>Black</b>	<b>Chrome</b>	<b>White</b>
<b>Flat</b>	A2C53186040	A2C53186023	A2C53186022
<b>Round</b>	A2C53186027	A2C53186029	A2C53186028
<b>Triangle</b>	A2C53186024	A2C53186026	A2C53186025