


JACK POD





Benefits

- Top quality value workshop tool
- One man handling
- Highly efficient for professional work situations
- Totally foldable for cost effective transport
- Solid high resistant wheels
- Max weight of 500kg
- Suitable for Volvo Inboard Performing System (IPS)
- Easy to use
- Same support for twin engines






Jack Pod assembly



Assembly

- 2 boxes provided: jack + pod support
- Easy mounting with supplied material
- Fast assembly with common tools
- Instruction manual included





How it works

Step 1: pull out



Pull out

- Put de jack under the pod in the right angle
- Fix the pod arm with the three supports
- Once placed and fixed correctly, disassemble the upper pod part
- Loosen the piston the pod will come down



Tips:

- Use the jack pod in vertical position to work on it
- During the maintenance you can stock the pod in the jack



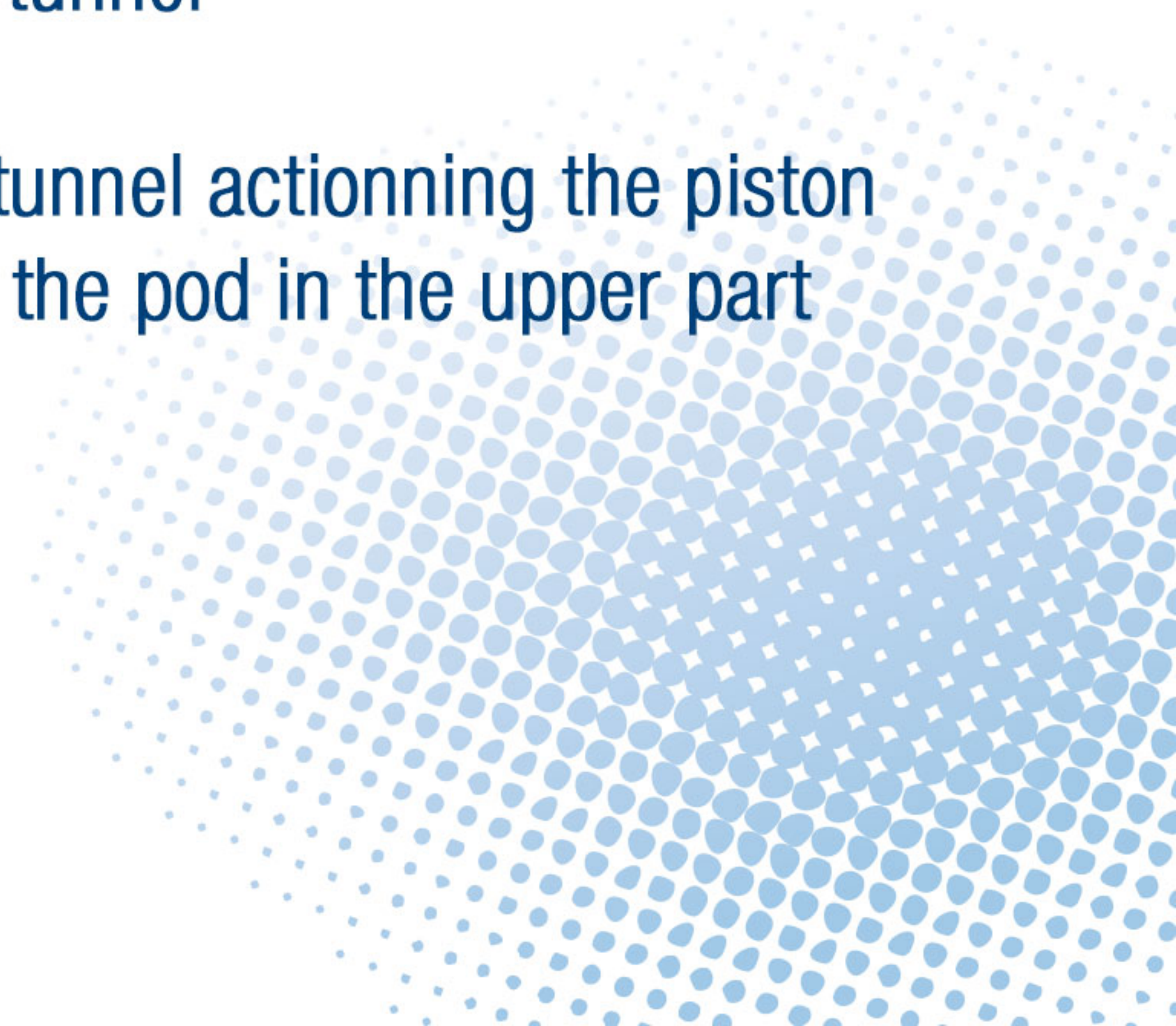
How it works

Step 2: pull in



Pull in

- Insert the nylon bearing in the tunnel
- Put the jack under the pod
- Just insert the pod in the hull tunnel actionning the piston
- Once finished, settle definitely the pod in the upper part
- Operation complete





IMN ASA

MARINE PRODUCTS

Ride the wave